

Data sheet

Art.No.: 81.020.0000.0

Timer relay flare TIME M4-1

flare TIME M4-1 , multi-function timer relay, 4 functions, 8 time-ranges 0,1s - 1200h, 1 timed change-over contact, AC/DC 24-240 V, 50-60Hz; W x H x D: 22,5 × 89,4 × 100 mm



Art.No.	81.020.0000.0
EAN	4049088154782
Order Unit	1

Certificates / Approvals



LR

Technical data

General

Connection type	Screw connection
Plug-in socket	No
Remote operation possible	No
Only for remote control	No
Function flashing, starting with pause, fixed time	No
Function flashing, starting with pulse, fixed time	No
Clock function, starting with pause, variable	No
Clock function, starting with pulse, variable	Yes
Number of relay outputs, undelayed, change-over contacts	0
Relay outputs, delayed/undelayed selectable	No
Number of relay outputs, undelayed, normally closed	0
Number of relay outputs, undelayed, normally open	0
Number of relay outputs, delayed, change-over contacts	0
Number of relay outputs, delayed, normally open	0
Number of relay outputs, delayed, change-over contacts	1
Semiconductor output	No
Function delay-on energization	Yes
Function floating contact on energization	Yes
Function star-delta	No
Function delay on de-energization	No
Function floating contact on de-energization	No
Function pulse shaping	Yes

Technical data

Type of excitation	AC/DC
With auxiliary voltage	No
Min. rated AC voltage for controls, 50 Hz	24 V
Max. rated AC voltage for controls, 50 Hz	230 V
Min. rated AC voltage for controls, 60 Hz	24 V
Max. rated AC voltage for controls, 60 Hz	230 V
Min. rated DC voltage for controls	24 V
Max. rated DC voltage for controls	230 V
Nominal voltage AC 50 Hz	24 V
Nominal voltage AC 60 Hz	24 V
Nominal voltage DC	24 V
Min. rated frequency	50 Hz
Max. rated frequency	60 Hz
Min. adjustable time	0.1 sec
Max. adjustable time	1200 h

Dimensions

Depth	100 mm
Width	22.5 mm
Height	79 mm

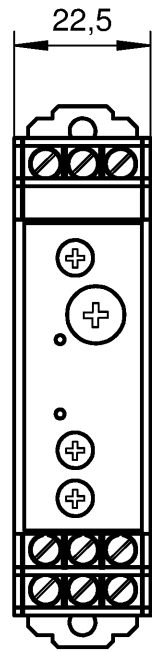
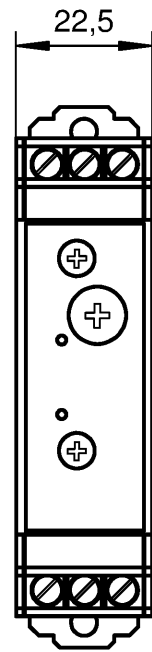
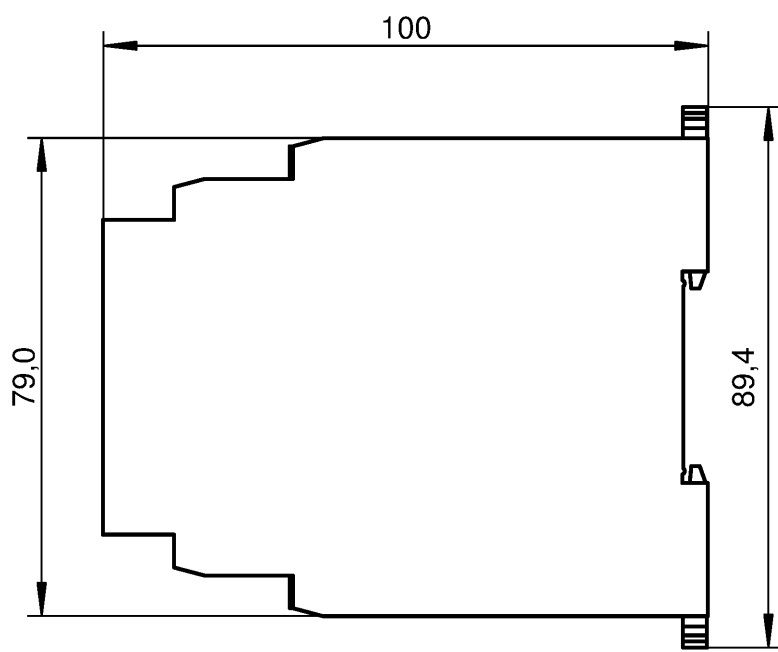
Classification

ECLASS 8.1	27371605
ETIM 7.0	EC001439
ETIM 6.0	EC001439
ETIM 5.0	EC001439

Product compliance

REACH-SVHC conformity status	Compliant
------------------------------	-----------

Weitergabe sowie Vervielfältigung dieses Dokuments, Verwertung und Mitteilung
 seines Inhalts sind verboten, soweit nicht ausdrücklich gestattet.
 The reproduction, distribution and utilization of this document as well as the
 communication of its contents to others without express authorization is prohibited.



flare TIME M4-1
flare TIME M8-1

flare TIME M4-2
flare TIME M8-2

Qu - PEE 12/92

Teile-Nr. / Part-No.	Typ / Type
81.020.0000.0	flare TIME M4-1
81.020.0001.0	flare TIME M4-2
81.020.0002.0	flare TIME M8-1
81.020.0003.0	flare TIME M8-2

Weitere Angaben siehe KATALOG oder eKatalog.
Additional data see CATALOG or eCatalog.

www.wieland-electric.com
eshop.wieland-electric.com

ja/yes Stoffverbots- und Deklarationsliste nach WN 5020.010 ist einzuhalten.
Conformity with Wieland document WN 5020.010 e (list of prohibited / declarable hazardous substances) to be declared!

Freitoleranz nach General tolerance		CAD-Zeichnung, keine manuellen Änderungen CAD-Drawing, no manual modifications allowed			1. Verwendung: First Use:		Blatt: Sheet:	
		Werkstoff/ Material		2015	Tag/ Date	Name		
		Maßstab/Scale		gezeichnet drawn	20.03.	Kötzner		
				geprüft checked				
				Normgepr. Stand. check				
Datei/ File: 038481__01K.DCD				Ersatz für/ Replacement for:				
		 wieland www.wieland-electric.com		Type		Benennung/ Title		
Index				Datum/ Blatt Date/ Sheet		Teilespezifikation / Component specification		
Änderung/ Revision						Zeitrelais / Time Relay flare TIME		

Zeichnung Nr./ Drawing No.
T 81.020.0000.0 01K
Maße in mm/Dimensions are in mm